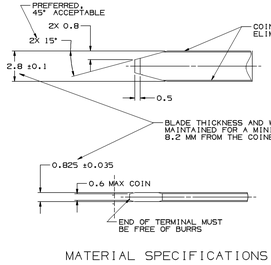

MATERIAL SPECIFICATIONS

RECOMMENDED

BASE METAL - CDA-210, GILDING, EXTRA SPRING TEMPER

PLATING - 0.0050±0.0025 MM THICK TIN

MINIMUMS

ELECTRICAL CONDUCTIVITY - ≥ 20% IACS @ 20°C, USE OF A MATERIAL WITH CONDUCTIVITY < 20% IACS MUST BE APPROVED BY PACKARD ELECTRIC MATERIALS ENGINEERING

TENSILE STRENGTH - 407 MPa

PLATING - FOR LOW ENERGY (≤ 5v) AND NON-PASSENGER COMPARTMENT POWER CIRCUITS, 0.0050±0.0025 MM THICK TIN. FOR MATERIALS CONTAINING 10% OR MORE ZINC, AN UNDERPLATE OF COPPER 0.0050±0.0025 MM THICK IS REQUIRED

MATING BLADE INFORMATION

SCALE 8:1

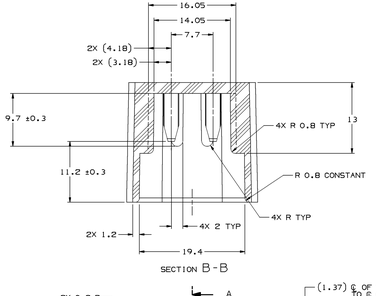

SECTION B-B

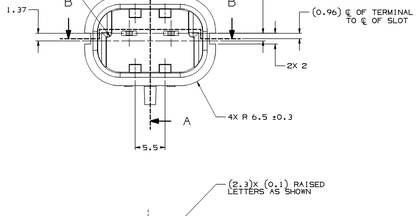

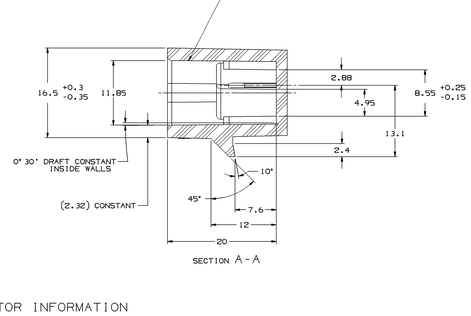

SECTION A-A

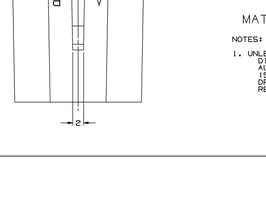

MATING CONNECTOR INFORMATION

NOTES:

1. UNLESS OTHERWISE SPECIFIED AND/OR INDICATED:
   DIMENSIONS ARE TO FACE OF VIEW SHOWN AND
   AUTOMATICALLY ROUNDED BY COMPUTER FOR INSPECTION.
   (SEE MATH MODEL FOR PRECISE DIMENSION)
   DRAFT IS 1° ON ALL OUTSIDE SURFACES
   RECOMMENDED MATERIAL - GLASS FILLED POLYESTER OR NYLON 66

SYMBOL DEFINITION		
A DIMENSION WITHOUT AN INSPECTION REPORT SYMBOL (☐) DOES NOT REQUIRE INSPECTION. IT MAY BE CONTROLLED ON THE INDIVIDUAL COMPONENT DRAWING.	TOTAL NO OF INSPECTIONS REQUIRED	6
	LAST NO. USED	6

MISSING SYMBOLS

NO MISSING SYMBOL NUMBER

DWG STATUS DATE	STS	REV	N/P	CHG	ZONE	REVISION HISTORY	AUTH	DR	KP/CH 1	KP/CH 2
23NOV02	R	01	-	-		CLEANED REV COLUMN, ALL ACTIVE PARTS - ADDED DIMENSIONS (2 PLCS) AND REVISED MATING CONNECTOR GRAPHICS	233682	HH	EOV	RC
14FEB7	R	02	-	-		1.3 MAX GAP ALLOWABLE WAS 1.0 ±0.3 MAX GAP ALLOWABLE	400529	MM	MM	MPR

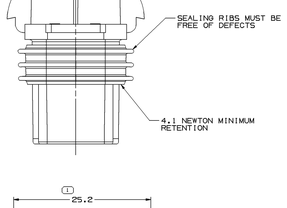

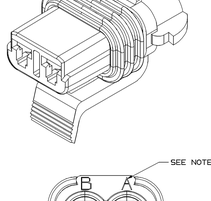

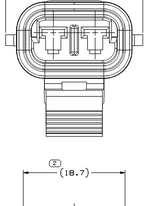

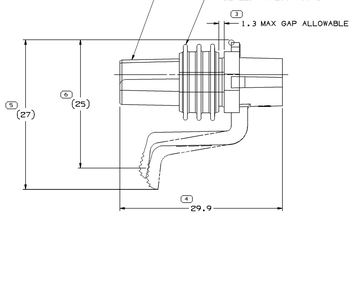

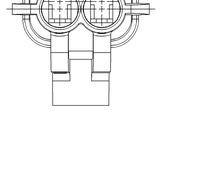

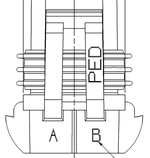

NOTES

1. UNLESS OTHERWISE SPECIFIED AND/OR INDICATED:
   DIMENSIONS ARE TO FACE OF VIEW SHOWN AND
   AUTOMATICALLY ROUNDED BY COMPUTER FOR INSPECTION
   (SEE MATH MODEL FOR PRECISE DIMENSIONS). FOR ALL
   OTHER DIMENSIONS NOT SHOWN BUT REQUIRED FOR TOOL
   BUILD, SEE MATH MODEL FOR PRECISE TOOL PATH DATA.

2. SEALING CODE 3 - DESIGN WILL PASS SALT FOG AND IMMERSION
   TEST AFTER CONDITIONING AS SPECIFIED IN
   ESA-644 (WEATHER-PACK),ESA-710 (METRI-PACK),
   ESA-650 (UNDERHOOD MICRO-PACK), C-4006
   (WORLD CONNECTOR), ETC WHEN MATED TO
   MATING PART OR EQUIVALENT

3. MATING COMPONENTS OR EQUIVALENT:
   TERMINAL FEMALE 12077412 FOR SEALED APPLICATIONS
   12015823 FOR UNSEALED APLICATIONS
   CABLE SEAL 12015323 FOR SEALED APPLICATIONS
   CONNECTOR 15300002

4. WHEN PARTS ARE SHIPPED,THEY MUST BE PACKED IN
   PLASTIC BAGS, OR SHIPPING CONTAINERS MUST BE
   LINED WITH PLASTIC LINERS. BAGS OR LINERS MUST
   BE SEALED TO AVOID ENTRY OF FOREIGN MATTER.

5. CAVITY IDENTIFICATION LETTERS TO BE LOCATED
   ON BARRELS AND/OR RAIL.

PART NO	REV	STATUS	REPLACED BY	CONN BODY	CONN SEAL
12162694	A9	-	-	12162693	12129928
12129927	--	OBS	12162694	15300008	12129928
15300027	BB	-	-	15300008	15300020

DRAWING NUMBER 12129929 — SIZE A1x3 | SCALE 4:1 | SHEET 2 OF 2 | WEIGHT 1 OF 1 | REV R | CHG 02 | SKIP -

DWG TYPE	PART DRAWING
STYLE	
VOLUME (CU")	SYSTEM CODE D

UNLESS OTHERWISE SPECIFIED
THIS DOCUMENT IS IN ACCORDANCE WITH ASME Y14.5M-1994 AS ENDORSED BY ISO, IN GLOBAL DIMENSIONING AND TOLERANCING, ASME Y14.41-1998 AS ENDORSED BY ISO-DRAWING AND RELATED DOCUMENTS, ASME Y14.24-1989 AS ENDORSED BY ISO-TYPES AND APPLICATION OF DRAWINGS, ASME Y14.100-1998 AS ENDORSED BY ISO-ELECTRICAL DIAGRAMS, ASME Y14.15-1996 AS ENDORSED BY ISO-ELECTRICAL INTERCONNECTION DIAGRAMS, ASME Y14.35M-1997 AS ENDORSED BY ISO-REVISION OF DRAWINGS.
ALL DIMENSIONS ARE IN MILLIMETERS

(N/A) PROCESS SENSITIVE DIMENSION

DIMENSION ENCLOSED IN () INDICATES REFERENCE DIMENSION, NO GD TOLERANCE LIMITS ARE ESTABLISHED

REFERENCE

DECIMAL PLACES	ANGLE	SURFACE FINISH
.XX ±0.25	±0.5°	125
.XXX ±0.127		

DIMENSIONAL RANGE (MM)									
FROM	0	30	120	315	1000	2000	4000	7500	15000
TO	30	120	315	1000	2000	4000	7500	15000	30000
TOLERANCE UNLESS OTHERWISE SPECIFIED									
±0.15	±0.25	±0.4	±0.6	±0.8	±1.0	±1.2	±1.6	±2.0	±2.5

DIMENSIONAL TOLERANCE CHART

THIRD ANGLE PROJECTION

DO NOT SCALE — USE MATH DATA

NX

DELPHI

DELPHI PACKARD ELECTRICAL/ELECTRONIC ARCHITECTURE
WARREN, OH

		DATE
DR	T. WESTON	01JUL92
KP/CH1	T. WESTON	01JUL92
KP/CH2	R. RICHARDS	14JUL92
KP/CH3		
KP/CH4		
KP/CH5		

SUBSTANCES OF CONCERN: NO RECYCLED CONTENT PER DELPHI (PAPRD)

SHEET(S) SEE CHART

DRAWING NAME TAXI ASM CONN F M/P 280 SLD

DRAWING NUMBER 12129929 — SIZE A1x3 | SCALE 4:1 | SHEET 1 OF 2 | SHEET 1 OF 1 | REV R | CHG 02 -

THIS DRAWING IS THE PROPERTY OF DELPHI PACKARD ELECTRIC SYSTEMS. ANY REPRODUCTION OR DISTRIBUTION WITHOUT WRITTEN PERMISSION IS PROHIBITED.

Date: 14-Feb-07 Time: 13:14