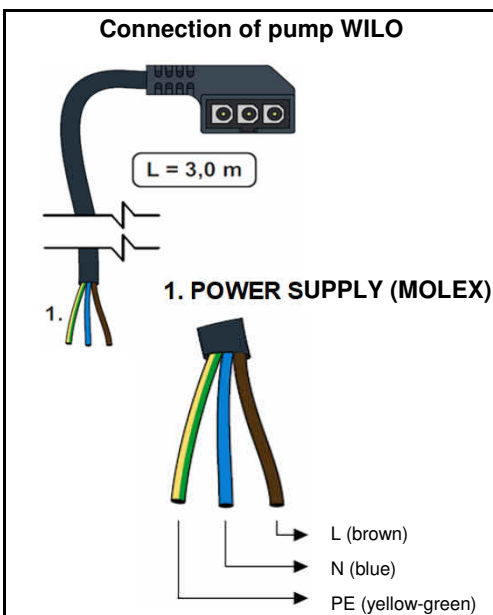


Main features	
Application	udržování minimální vstupní teploty do kotle (krbu) pomocí termostatického ventilu
Description	consists of Wilo Yonos PARA RS 25/7.5 RKC pump, TSV5B load valve (with automatic by-pass balancing), thermometer, insulation
Function	pump station for solid-fuel boilers and fires, prevents low-temperature corrosion and boiler clogging
Working fluid	water, water-glycol mix (max. 1:1) or water-glycerine mix (max. 2:1)
Installation	on return pipe, min. pipe centre distance from wall = 100 mm

Code	max. boiler output
15 789 for 45 °C valve opening temperature	max. 72 kW
15 913 for 50 °C valve opening temperature	max. 66 kW
15 790 for 55 °C valve opening temperature	max. 57 kW
15 914 for 60 °C valve opening temperature	max. 50 kW
15 791 for 65 °C valve opening temperature	max. 41 kW
15 915 for 70 °C valve opening temperature	max. 35 kW

Pump Station Technical Data	
Fluid operating temp.	0 - 95 °C
Max. working pressure	6 bar
Ambient temperature	58 °C
Power supply	230 V, 50 Hz
Insulation material	EPP RG 60 g/l
Overall dimensions	325 x 140 x 220 mm
Total weight	3,7 kg
Connection	3 x G 5/4" F

Accessories	
By-pass with non-return valve	code 16 139

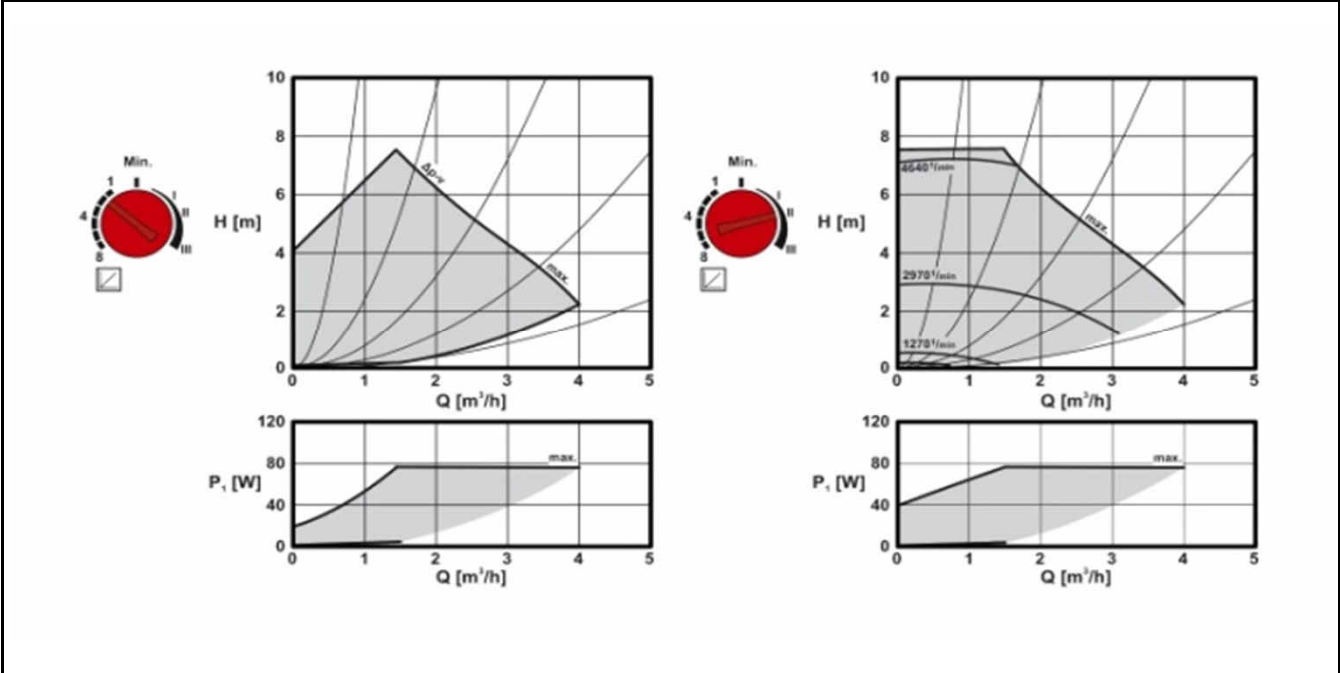


Wilo Yonos PARA RS 25/7.5 Pump Data	
Electric data	
Power supply	230 V, 50 Hz
Power input (min./max.)	4/75 W
Current (min./max)	0,04/0,66 A
IP rating	IPX4D
Max. speed	4770 rpm
Energy efficiency index	≤ 0.21 per EN 16 297/3
Motor protection	integrated

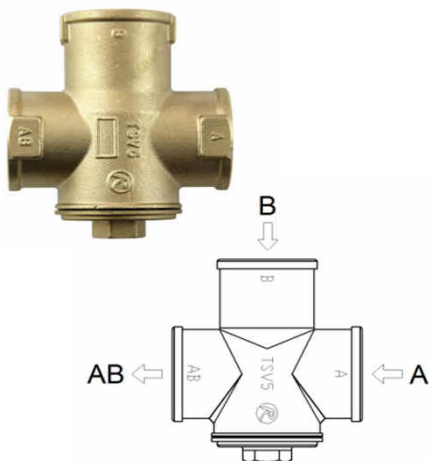
Min. pressure at pump suction port	
Min. pressures at the suction port to avoid cavitation	0.05 bar at 50 °C 0.43 bar at 95 °C

Operation data	
Fluid operating temp.	0 - 100 °C at 58 °C ambient temp.
Max. working pressure	6 bar
Max. ambient temperature	7,6 m

WILO Yonos Para RS Pump performance curves



TSV5B valve



TSV5B Thermostatic valve data

Technical data

Max. operating temp.	95 °C
Max. working pressure	6 bar
Valve opening temp.	as the thermostatic element
Range of control	$t_{v,o} + 5\text{ °C}$
Valve Kvs (A→AB direction)	7,0 m³/hod
Valve Kvs (B→AB direction)	4,9 m³/hod
Connection	3 x G 5/4" F
Nominal inner diameter	DN 32

Materials

Housing, cone and plug	brass
Spring	stainless steel
Element and plug seal	EPDM
Cone seal	NBR

Valve pressure drop diagram

